



Silhouette - Ivory - 10x16m (134m²)

PRODUCT SHEET

EXAMPLE FORMULAS

1. Ceremony   220

2. Cocktail   160

3. Walking dinner    130

4. Seated dinner    85

Important note - The formulas above give an indication of the maximum capacity.

DESCRIPTION



Silhouette tents, or Sailcloth tents, are beautiful and unique in their kind. They radiate elegance thanks to the wave-like peaks, the luscious sailcloth and the massive wooden poles.

MATERIALS

These Silhouette tents distinguish themselves by the translucent nature of the ivory sailcloth and their different shapes. Above all because of the excellent craftsmanship, as all tents are handmade by specialized sailmakers.

The wooden poles are laminated pine wood which makes them ultra strong. They are coated with a rustic varnish for optimal protection.

On top of the center poles, there is an option to install unique pennant flags. These flags can also be personalized (in your desired color or logo).

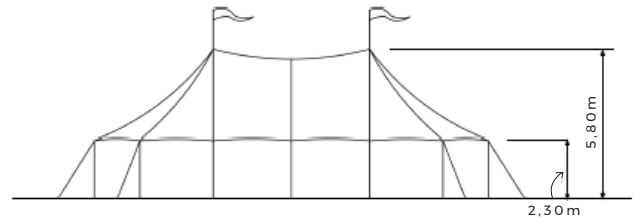
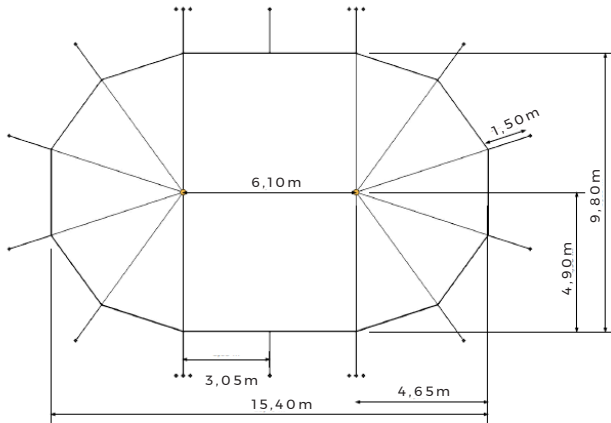
Please note that an extra space of 2m around the tent is required to anchor and install the tent.





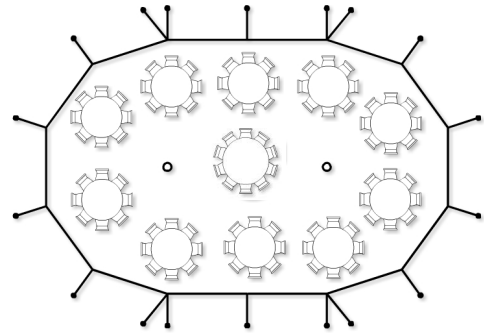
ORGANIC-CONCEPT

TECHNICAL DRAWING



SET-UP EXAMPLE

The 10 m wide tent has 2 center poles and gives you several options for the set up inside the tent. This tent is suitable for a maximum of 88 seated guests, or a non-seated event up to 160 guests.



WALKWAYS & SIDEWALLS

Silhouette tents are fully closable with clear and / or solid sidewalls thanks to the flexible sidewall system. This makes it easy to heat or air condition the tent. You can thus enjoy the feeling of both an open and a closed tent.

Walkways can be installed to connect tents with each other. A walkway can be closed on the sides with solid or transparent sidewalls. These walkways can also be used as entrance, extension or connection.





ORGANIC-CONCEPT

OPTIONAL ACCESSORIES

WOODEN CASSETTE FLOORING

Wooden flooring provides extra comfort and creates a warm atmosphere in combination with the tents. We place natural wooden floors and also offer carpets, which come in a big variety of colors.

Our team is also specialized in installing flooring on locations with height differences.



BURLAP FINISH

WITHOUT FINISH



WITH FINISH



To cover up the open sides of the wooden cassette floors, we recommend finishing the floor with burlap in all places visible to the guests. Other finishing fabrics are possible upon request.